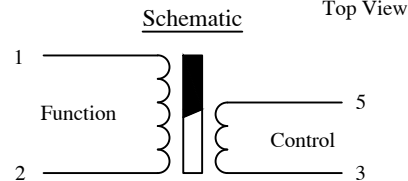
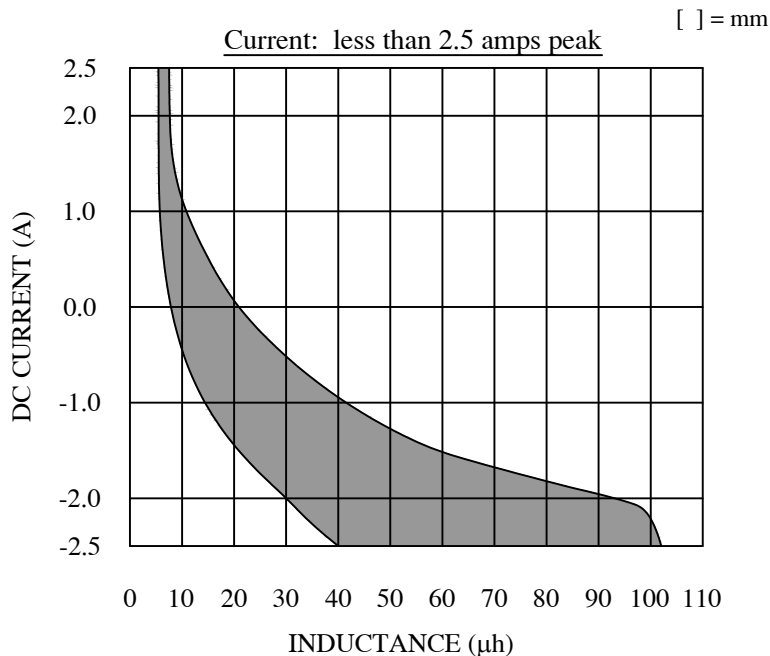
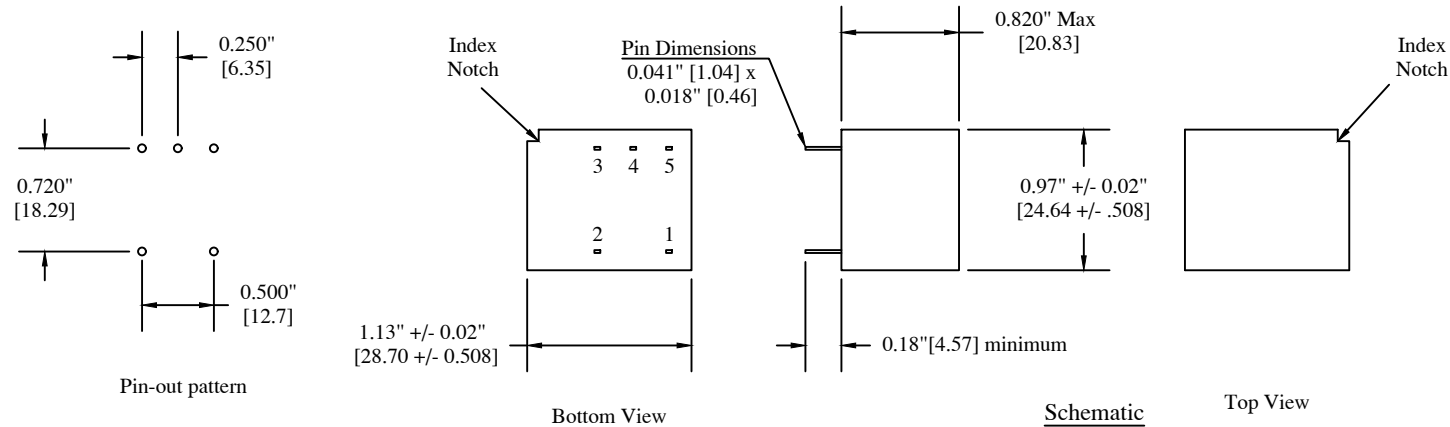


- CRT DISPLAY MAGNETICS.
- STANDARD DYNAMIC LINEARITY COIL, < 2.5A PEAK.
- DYNAMIC LINEARITY COILS - BY APPLYING A D.C. BIAS CURRENT TO THE CONTROL WINDING, THE DESIRED INDUCTANCE CURVE CAN BE OBTAINED. THIS FEATURE ALLOWS LINEARITY CORRECTION TO BE DONE BY REMOTE CIRCUITRY.
- THESE LINEARITY COILS ARE SPECIFICALLY DESIGNED TO GIVE HIGH FREQUENCY MULTI-SCAN CRT MONITOR CIRCUITRY FULL ELECTRONIC CONTROL OVER DISPLAY LINEARITY.
- 500Vac DIELECTRIC STRENGTH.
- CUSTOM UNITS ARE ALSO AVAILABLE FOR YOUR SPECIFIC DISPLAY CIRCUIT REQUIREMENTS.



Function Winding (Term 1 - 2): With a negative current applied to terminal #1, inductance will increase (2.5A peak maximum);
DC resistance = 0.076 ohms

Control Winding (Term 3 - 5): Apply a positive DC current to terminal #3 for bias adjustment (required DC current 50 to 350mA);
DC resistance = 4.0 ohms

Weight: Approximately 0.08 pounds

DRAWING
SDL-3002

Notes

ALL DIMENSIONS ARE INCHES AND ARE FOR REFERENCE ONLY UNLESS OTHERWISE NOTED
[] = mm

PREM

MAGNETICS INCORPORATED
3521 N. CHAPEL HILL RD.
JOHNSBURG, IL 60051

PREM Part
SDL-3002
MECHANICAL/
ELECTRICAL

Approved: TJK

Scale: None

Date: 09/22/2015